





















No.	Spare Name	Picture	Type	Apply
1	Cooper Coil		220V - 3.5KW	Electromagnetic Heating Component
			220V - 5KW	
			380V - 8KW	
			380V - 12KW	
			380V - 15KW	
			380V - 18KW	
			380V - 20KW	
			380V - 25KW to 40KW	
2	Magnetic Power Knob		5 - Gears Power Knob	Commercial Built-in Induction Cooker
			8 - Gears Power Knob	Countertop Commercial Induction Cooker / Wok Cooker / Pasta Cooker / Fryer / Griddle / Hob
			8 - Geras Power Foot Knob	Upright Commercial Induction Wok Cooker / Steamer Cooker / Soup Cooker / Pasta Cooker
3	Thermostat		W48 * H48 * D60mm / AC 100V ~ 240V	LT-ZLII、LT-ZL-D205、LT-ZAL-D112、LT-TZL-B135、LT-TZL、LT-TZLII、LT-TPL-B135、LT-PL、LT-TB
			L345 * 345 * H4mm	LT-QPM-C335
			L460 * 460 * H6mm	LT-QPM-F205
			L430 * 430 * H6mm	LT-TPM-B535
			L330 * 330 * H6mm	LT-TPM-B135
			L290 * 290 * H6mm	LT-TPM-A135

	Concave Ceramic Glass Heating Panel		φ300mm * H4mm	LT-TAM-A135、LT-TAM-B135、LT-QAM-C135、LT-X300、LT-X300II、
			φ400mm * H5mm	LT-X400II、LT-X400、LT-QAM-F305、LT-TAM-B535
			φ500mm * H6mm	LT-X500II、LT-X500
			φ600mm * H6mm	Customized
	Round Ceramic Glass Heating Panel		φ300mm * H6mm	LT-TB300IV、LT-TBZ300VI、LT-B300IV、LT-B300VI
			φ430mm * H6mm	LT-P420、LT-P420II
			φ530mm * H6mm	Customized
5	PCB Board		3.5KW - 220V - 1Phase	Countertop Commercial Induction Cooker
			5KW - 220V - 1Phase	
			8KW - 220V - 1Phase	
			12KW - 380V - 3Phase	Upright Commercial Induction Cooker
			15KW - 380V - 3Phase	
6	Infineon IGBT		FF300R12KT4 (300A)	Commercial Induction Cooker
			FF100R12KT4 (100A)	
			FF150R12KT4 (150A)	
			FF200R12KS4 (200A)	
			FF300R12KS4 (300A)	
	BYD IGBT		BG100B12UX2-I	
			BG100B12LX2-I (100A)	
			BG200B12LY2-I (200A)	
			BG75B12UX3-I (75A)	
			BG100B12UX3-I (100A)	
	Silan Micro		SGM200HF12A3TFD (200A)	

7	Control Movement		220V - 3.5KW	Countertop Commercial Induction Cooker / Wok Cooker / Pasta Cooker / Fryer / Griddle / Hob
			220V - 5KW	
			380V - 8KW	LT-D550、LT - D550II 、 LT-X300 、 LT - X300 、 LT - X300II、 LT-X300II、 LT-P420、 LT-P420II、 LT-ZLII、 LT-PDZ500、 LT-PL
			380V - 12KW	LT-PDZ500、 LT-ZLII、 LT-ZMVI、 LT-ZMIX、 LT-QXL、 LT-P420II、 LT-X400II、 LT-X400、 LT-D600II 、 LT-D600
			380V - 15KW	LT-QXL、 LT-ZMVI、 LT-ZMIX、 LT-X400、 LT-D550、 LT-ZF12、 LT-QXL、 LT-Y700、 LT-P420II、 LT-P420、 LT-X400II、 LT-X400、 LT-D700II、 LT-D700
			380V - 18KW	LT-X400、 LT-X400II、 LT-P420、 LI-P420II、 LT-QXL
			380V - 20KW	LT-ZF12、 LT-QXL、 LT-Y700、 LT-X500II、 LT-X500、 LT-D800II 、 LT-D800
			380V - 25KW	LT-D900、 LT-D900II、 LT-Y700、 LT-ZF24、 LT-HI
			380V - 30KW	LT-HI、 LT-ZF24、 LT-Y800、 LT-D1000II、 LT-D1000
			380V - 40KW	LT-D1200、 LT-ZF36、 LT-HI
8	Control Panel		6 Editable Button Menus + Built-in Time + Thermostat	LT-QXL、 LT-HI、 LT-TPL、 LT-PL 、 LT-ZL、 LT-Y700、 LT-P420、 LT-P420II、 LT-D700II、 LT-X400、 LT-D700
			6 Buttons with 4 Digit Digital Display - Control the Power - Time - Temperature	LT-X400-F112、 LT-D500-F1、 LT-ZL-F210 、 LT-PDZ500
			5 Buttons with 4 Digit Digital Display - Control the Power - Time	LT-B300II-B135、 LT-TZMIV
			6 Buttons with 4 Digit Digital Display - Control the Power - Time - Temperature	LT-TPM-A135、 LT-TAM-A135

9	Intelligent Display		High-Definition Intelligent Display	Commercial Induction Wok Cooker / Soup Cooker / Steamer / Pasta Cooker
10	Bridge Stack		MDS - 100A - 1600V	Commercial Induction Cooker
			MDS - 200A - 1600V	
			MDS - 400A - 1800V	
11	Transformer	/	380V to 220V - 30W	/
			380V to 23V - 70W	
			380V to 12V - 40W	
			220V to 23V - 40W	
			220V to 23V - 70W	
			208V to 23V - 40W	
			208V to 24V	
12	DC Fan (Waterproof)		24V - 0.31A - Axial Flow	According to Equipment Selection
			24V - 0.42A - Vortex	
			21V - 1.0A	
			21V - 0.24A	
	DC Fan		12V - 0.24A - 80*80mm	
	Waterproof Fan		24V - 0.9A - 150 * 170mm	
			48V - 1.75A	
	YM2412PMC1		24V - 0.31A - 120 * 120mm	
	YM2417PMB1		24V - 0.9A - 150 * 170mm	
	Ordinary Fan		380V - 0.06A - 120 * 120mm	
			380V - 0.11A - 150 * 150mm	
			380V - 0.28A - 180 * 180mm	
24V - 0.31A - 120 * 120mm				